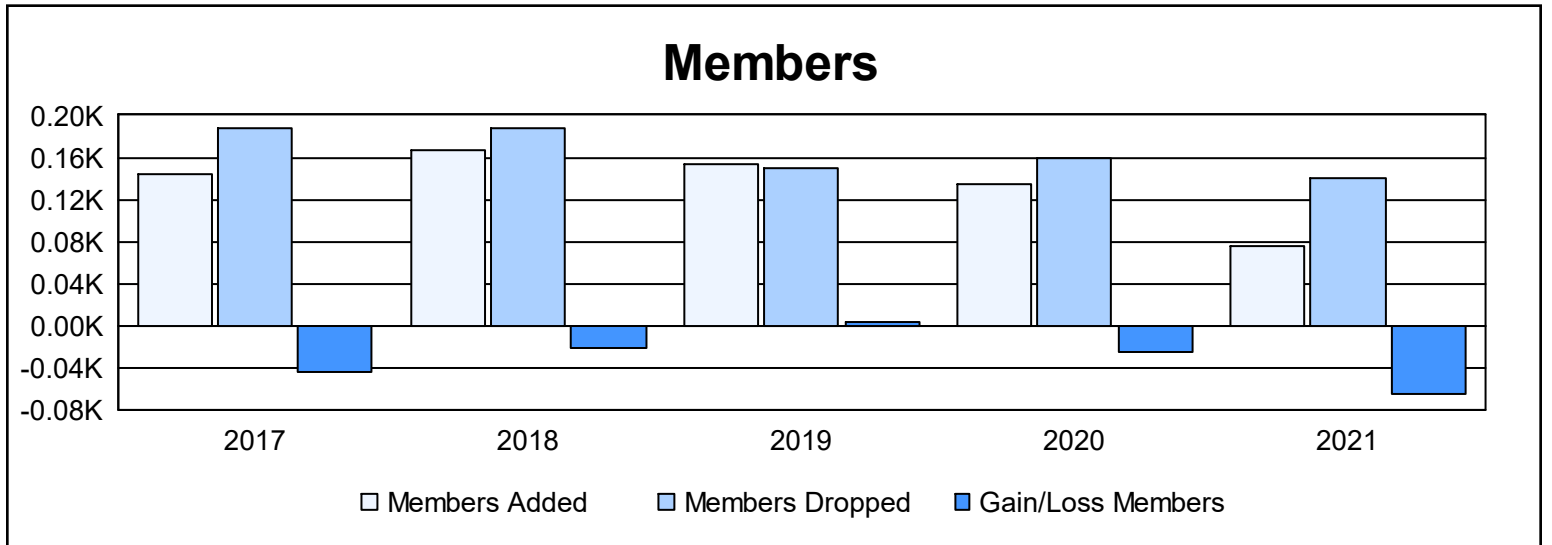
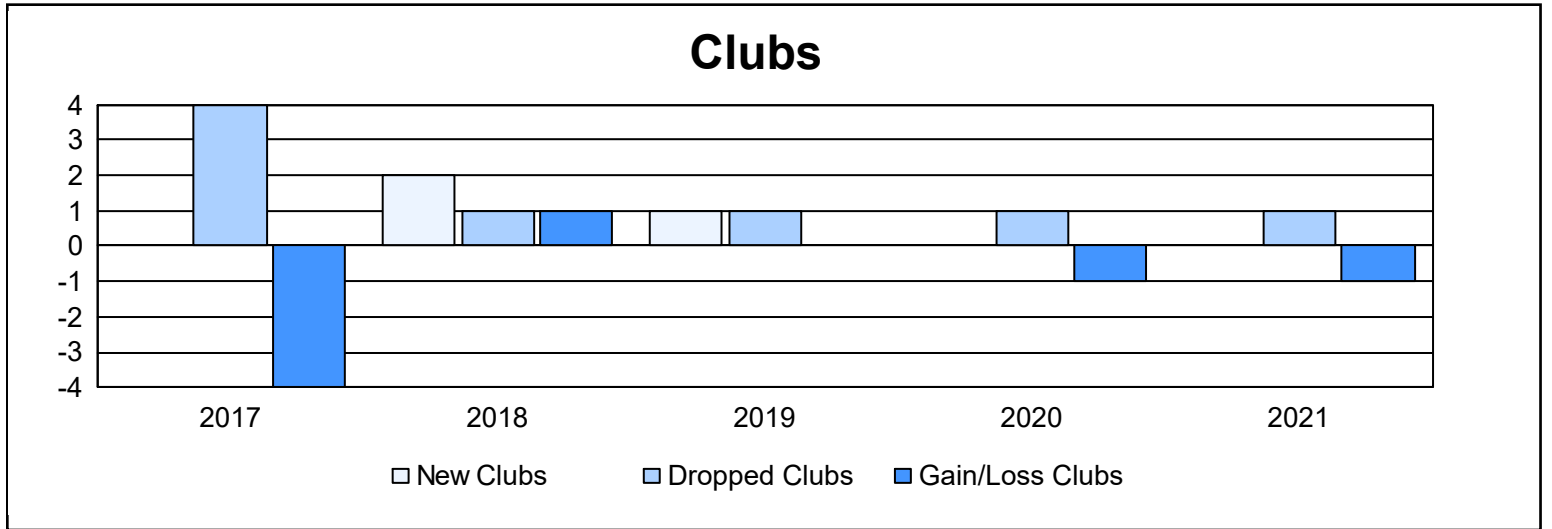
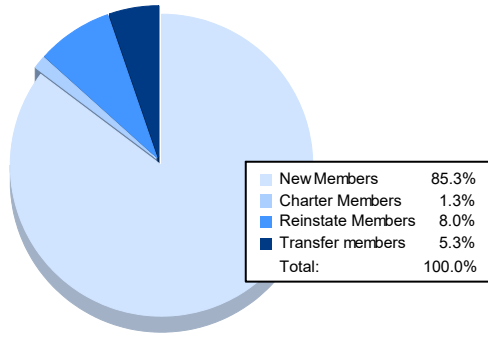


| Year | New Clubs | Dropped Clubs | Gain/ Loss Clubs | New Members | Charter Members | Reinstate Members | Transfer Members | Total Member Added | Total Members Dropped | Gain/ Loss Members |
|----------------|-----------|---------------|------------------|-------------|-----------------|-------------------|------------------|--------------------|-----------------------|--------------------|
| 2016-2017 | 0 | 4 | -4 | 135 | 1 | 0 | 7 | 143 | 188 | -45 |
| 2017-2018 | 2 | 1 | 1 | 113 | 42 | 4 | 8 | 167 | 188 | -21 |
| 2018-2019 | 1 | 1 | 0 | 105 | 33 | 7 | 8 | 153 | 149 | 4 |
| 2019-2020 | 0 | 1 | -1 | 100 | 20 | 5 | 10 | 135 | 160 | -25 |
| 2020-2021 | 0 | 1 | -1 | 64 | 1 | 6 | 4 | 75 | 141 | -66 |
| Average | 1 | 2 | -1 | 103 | 19 | 4 | 7 | 135 | 165 | -31 |



Membership Composition June 2021 Cumulative



Gender Composition June 2021 Cumulative

